

Release 8.3.0.0.

Table of contents

1.	POS.....	3
1.1.	Sales Questions	3
1.2.	Automatic checkout exit.....	5
1.3.	Subscription screen	5
2.	Report.....	7
2.1.	Dashboards filters	7
3.	Mailing	7
3.1.	Mailing via service plugin	7
4.	Webshop	7
4.1.	Cookie banner	7
4.2.	Google Analytics 4.....	7
5.	Timeslot ticketing	7
5.1.	Group.....	7
5.2.	Calendar styling	9
5.3.	Additional information.....	11
5.4.	Mandatory Subscription	12
5.5.	Combo exhibitions.....	13

1. POS

1.1. Sales Questions

- ✓ The existing sales query functionality has been expanded to allow more diverse questions during the check out.
- ✓ Go to sales admin - settings - sales questions – here it is possible to setup questions with different data types. The following options are available:

Sales questions

Short Name	Description	Data Type
001	Do you love Christmas?	Boolean
002	How old are you?	Number
003	What's your birthdate?	Date/time
004	Do you have any comments you'd like to share?	Text
005	Are you older than 18 years?	Boolean
999	Heeft u een geldig Covid-19 certificaat?	Boolean

- Number = Number
 - Boolean = checkbox
 - Text = free text
 - Date/time = Enter date and time in a calendar
- ✓ Go to sales admin - settings - sales points – select point of sale – select sales questions tab – Select the questions and order the sequence.

Modify point of sale - Trainer

General	Cashiers	POS menus	Access control	Various	Ticketing	Decade2	Registrations
Bookings	Rental	Exhibitions	Fitness activities	Loyalty	Address data	UITPAS	Remarks
Priopass	Relevances	Envisio	Ask customer origin	Rksv	Ksv	Info	Digital wallet
Currencies	POS receipt	Deviating article warehouses	Web	Soul It	Fiscat	Safes	Sales questions

Sales questions

<input checked="" type="checkbox"/>	Short Name	Description	Data Type	Sequence
<input checked="" type="checkbox"/>	004	Do you have any comments you'd like to share?	Text	3
<input checked="" type="checkbox"/>	001	Do you love Christmas?	Boolean	2
<input checked="" type="checkbox"/>	002	How old are you?	Number	1
<input type="checkbox"/>	003	What's your birthdate?	Date/time	0
<input type="checkbox"/>	005	Are you older than 18 years?	Boolean	0
<input type="checkbox"/>	999	Heeft u een geldig Covid-19 certificaat?	Boolean	0

- ✓ The information is stored within the sales line and can be found under Sales Admin – Sales – visualisation. Select the sale and go into detail and select sales questions tab.

Modify sale

Sales data		Invoice data		Various		Logging		Sales questions		External mappings	
Text value	Datetime value	Boolean value	Number value	Number value	Sales question code	Sales question description					
		<input type="checkbox"/>	24	002	How old are you?						
		<input checked="" type="checkbox"/>	0	001	Do you love Christmas?						
No comments		<input type="checkbox"/>	0	004	Do you have any comments you'd like to share?						

Sales		Payments						
Description	Amount	Correction?	Special invoice number	Special invoice date	Special from date	Special to date	Scanned ...	Kiosk text
CASH / CON...	10,60	<input type="checkbox"/>	0	0:00	0:00	0:00		

Invoice Credit Save Close

- ✓ Additional detailed information can be found on the online help:
<https://help.recreatex.be/new/en/ask-custom-sales-questions-at-the-checkout.html>

1.2. Automatic checkout exit

- ✓ The option to automatically close register has been added to the modern layout of the Point of sales.
- ✓ Go to General - basic data - employees - employees - choose an employee.
Go to cashier data tab - sub tab configuration - choose after x-seconds to exit the cash register and configure the total number of sections before closing the cash register

Employees - Hjalmar

Personal data	Company data	Cashier data	Various	Leave	Skills	Diplomas
Control groups	Ledger per payment method per cashier	Web	Purchase	Exhibitions	Loggings	Business
Configuration	Authorisation	Customer selection	Family visualisation			
Configuration						
Password	<input type="text"/>					
Card n°	<input type="text"/>					
Wristband identif.	<input type="text"/>					
Def. POS menu	<input type="button" value="RELEASE"/> Release					
Change	<input type="text" value="0,00"/> <input type="checkbox"/> Show calculated amount at the end of the shift					
Ask for entries screen	<input type="text" value="According to membership"/> <input type="checkbox"/> Disposes of a personal purse					
Automatically close cash register	<input type="text" value="After x seconds"/> <input type="text" value="10"/> seconds					
Automatically clear basket	<input type="text" value="Never"/> <input type="text" value="10"/> seconds					
Warehouse	<input type="text"/>					

- ✓ Go to Sales Admin - settings - points of sale – select Point of Sale.
On tab various go to design layout - add basket timer to modern layout. (this is not necessary)

The screenshot shows the 'Cash desk layout designer' interface. It features a sidebar with various POS elements like 'Point of sale', 'Employee', 'POS menu', and 'Basket timer'. The main area displays a grid of POS elements. The 'Basket timer' is highlighted in the bottom left corner of the grid.

1.3. Subscription screen

- ✓ The *Membership info* screen has been updated to visualise additional information and provide several useful new features:
 - o If a card has multiple valid and active subscriptions, we provide the function to browse through these subscriptions.

POS: membership info

Membership

Squash 10x

Membership holder

James Collins
Chester Road, 24
NW1 4NP London

Card holder

James Collins
Chester Road, 24
NW1 4NP London
7-1-1980

Extra information 1

Extra information 2

Extra information 3

sessions

10

Period

5-1-2024 - 4-5-2024

Remaining days

121

Remaining sessions

10

Last renewal

0,00 €

Balance e-purse

0

Balance credits

0

Balance spending credit

0,00 €

✕

⚠

🗑

💬

🔄

+

🔍

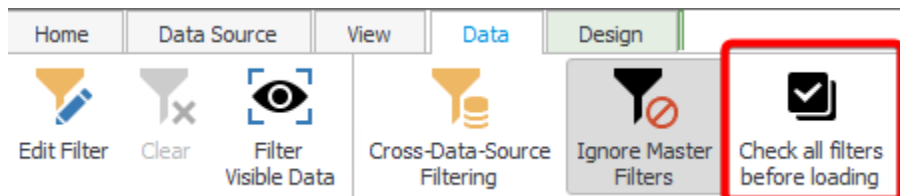
🕒

👤

2. Report

2.1. Dashboards filters

- ✓ Now function within the dashboards for the filter elements, with nothing checked by default. As a result, the dashboard loads more quickly, and a correct selection can be made immediately.
- ✓ Go to reporting - dashboards - configure – select dashboard – within the tab Data, select to load all filters or not.



3. Mailing

3.1. Mailing via service plugin

- ✓ Mailings working through service plug-in, an additional security feature was added when changing selections.
- ✓ Run Mailing is automatically deactivated with a notification, it is necessary to create first click so that a visual check can be done. Then the service can be reactivated.

7

4. Webshop

4.1. Cookie banner

- ✓ A new cookie banner has been designed to comply with the latest privacy and data protection regulations.

4.2. Google Analytics 4

- ✓ Webshop supports the use of Google analytics 4.
- ✓ Manual available online at: <https://help.vintia.com/recreatex/en/google-analytics-4--ga4-.html>

5. Timeslot ticketing

5.1. Group

- ✓ Price items (tickets) are grouped by item group on the web shop.
- ✓ By default on update, groupings are shown as follows:

Number of participants

You can fill in maximally 20 participants

Tickets ☒ Uitpas ☒ Memberships ☒

Student	€ 6.00	<input type="text" value="0"/>	<input type="button" value="↑"/> <input type="button" value="↓"/>
Child -4 y	€ 1.50	<input type="text" value="0"/>	<input type="button" value="↑"/> <input type="button" value="↓"/>
4 -16	€ 4.00	<input type="text" value="0"/>	<input type="button" value="↑"/> <input type="button" value="↓"/>
18+	€ 6.00	<input type="text" value="0"/>	<input type="button" value="↑"/> <input type="button" value="↓"/>
Uitpas ticket	€ 8.00	<input type="text" value="0"/>	<input type="button" value="↑"/> <input type="button" value="↓"/>
With membership 18+	€ 0.00	<input type="text" value="0"/>	<input type="button" value="↑"/> <input type="button" value="↓"/>
With membership -18	€ 0.00	<input type="text" value="0"/>	<input type="button" value="↑"/> <input type="button" value="↓"/>

- ✓ Go to timeslot ticketing - exhibitions – select the relevant exhibition - go to the web tab:

Modify exhibition - Subtropical swimming paradise

General	Periods	Prices	Desired skills	Logging	Articles	Linked exhibition																												
Info	POS	Loyalty	Web	Allowed divisions	Self-service kiosk	Companies																												
<p>General Web calendars</p> <p><input checked="" type="checkbox"/> Show on Website</p> <p>Show from <input type="text" value="00:00"/> till <input type="text" value="00:00"/></p> <p><input type="checkbox"/> Exclude from overview</p> <p><input checked="" type="checkbox"/> Show on the website within vouchers</p> <p>Advance system per Web <input type="text" value=""/></p> <p>Max. website <input type="text" value="30"/></p> <p>Max. tickets per web sale <input type="text" value="20"/></p> <p>Final registration date Web <input type="text" value="0"/> days <input type="text" value="1"/> hours before</p> <p><input type="checkbox"/> Use target group selection</p> <p><input type="checkbox"/> Ask language on website</p> <p><input checked="" type="checkbox"/> Link membership to existing card</p> <p><input type="checkbox"/> Hide all itemgroups</p> <table border="1"> <thead> <tr> <th>Code</th> <th>Description</th> <th>Last sync.</th> <th>Last update</th> <th>UITdatabank Event Detail ...</th> <th>Language code</th> <th>Blocked</th> </tr> </thead> <tbody> <tr> <td>CH</td> <td>Zwitserland</td> <td></td> <td>23-6-2010 16:07:20</td> <td></td> <td></td> <td><input type="checkbox"/></td> </tr> <tr> <td>DU</td> <td>Duits</td> <td></td> <td>5-8-2022 08:21:56</td> <td>de</td> <td>de</td> <td><input type="checkbox"/></td> </tr> <tr> <td>EN</td> <td>English</td> <td></td> <td>5-8-2022 08:22:03</td> <td>en</td> <td>en</td> <td><input type="checkbox"/></td> </tr> </tbody> </table>							Code	Description	Last sync.	Last update	UITdatabank Event Detail ...	Language code	Blocked	CH	Zwitserland		23-6-2010 16:07:20			<input type="checkbox"/>	DU	Duits		5-8-2022 08:21:56	de	de	<input type="checkbox"/>	EN	English		5-8-2022 08:22:03	en	en	<input type="checkbox"/>
Code	Description	Last sync.	Last update	UITdatabank Event Detail ...	Language code	Blocked																												
CH	Zwitserland		23-6-2010 16:07:20			<input type="checkbox"/>																												
DU	Duits		5-8-2022 08:21:56	de	de	<input type="checkbox"/>																												
EN	English		5-8-2022 08:22:03	en	en	<input type="checkbox"/>																												

Here it is possible to activate the *hide all article groups* . As a result, online the different item groups

are displayed as follows:

Available times for 05 January 2024 are:

- ☒ 12:00 - 13:00 hour 150 of 150 available
- ☐ 13:00 - 14:00 hour 150 of 150 available
- ☐ 14:00 - 15:00 hour 150 of 150 available
- ☐ 15:00 - 16:00 hour 150 of 150 available
- ☐ 16:00 - 17:00 hour 150 of 150 available
- ☐ 17:00 - 18:00 hour 150 of 150 available

Number of participants

You can fill in maximally 20 participants

Tickets ☐ Uitpas ☐ Memberships ☐

Subtotal € 0.00

- ✓ On the article group it is possible to set a translation - for this go into detail of the article group - tab translations enter the translation for each language.

Article card - With membership 18+

Validation when sold	Accounting per division	Loyalty	Commission agreement	UITPAS	Required membership	Companies	Intersol				
Details	Finances	Types	Membership	POS	Tickets	Active periods	Selling prices	Components	Subscr. validity	Options	Unit

Code ZWE-0062

Description With membership 18+

Ticket description With membership 18+

Extra ticket description

Article group ZWE Memberships

Statistical code

Basis unit X QUANTI X quantiy

Purchase unit X QUANTI X quantiy

☐ Blocked ☐ Busin

Information

Info 1

Modify article group - Memberships

Details	Various	Translations	Categories	Pu
Translations				
Description	Detailed ...	La...		
Memberships		EN		
Abonnementen		NL		
Abonnements		FR		

9

5.2. Calendar styling

- ✓ Using the 5 new configurable styles, you can now define custom colors for specific exhibition periods, for example to highlight additional special events organized during a particular exhibition and give the shop customer a clear overview on one screen without having to search for additional information.


- ✓ Go to the web shop manager - exhibition tab - sub tab colors - set the colors.


General Web shop Membership Activities Facility bookings Lesson scores Exhibitions


Exhibitions


Settings Colours


Colours

Calendar Style 1 

Calendar Style 2 

Calendar Style 3 

Calendar Style 4 

Calendar Style 5 

SAVE

- ✓ Go to timeslot ticketing - exhibitions - choose the exhibition - web tab - sub tab web calendars. On this tab it is possible to configure 5 calendars with a calendar style.

Modify exhibition - Panamarenko: the artist

General Periods Prices Desired skills Logging Artides Linked exhibitions Tr

Info POS Loyalty Web Allowed divisions Self-service kiosk Companies Rebooking

General Web calendars

ShortName	Type	Description	Description1
005	4	No audioguide available	No audioguides available
006	5	Free guides	Free guides

Details: Exposition web calendar

Exposition Panamarenko: the artist

Details

Calendar

Web calendar style

Opslaan Verwijderen Sluiten

Define a calendar with the desired days and link it to the calendar.

Define a web calendar style with the description and correct type number of the shop.

Web calendar style - No audioguides available

Details Translations

Details

Type

Description

Opslaan Verwijderen Sluiten

- ✓ In the shop, the calendar is displayed with the colors and description of the calendar.

Select a date

JANUARY 2024 - FEBRUARY 2024													
JANUARY							FEBRUARY						
M	T	W	T	F	S	S	M	T	W	T	F	S	S
52							5			1	2	3	4
1	1	2	3	4	5	6	7	6	5	6	7	8	9
2	8	9	10	11	12	13	14	7	12	13	14	15	16
3	15	16	17	18	19	20	21	8	19	20	21	22	23
4	22	23	24	25	26	27	28	9	26	27	28	29	
5	29	30	31					10					

No audio guides available: technical maintenance

Free guides' day

- ✓ Good to know: if one exhibition has multiple overlapping colour-coded events, only the color of the calendar style defined first is visualised in the calendar.

5.3. Additional information

- ✓ You now have the ability to add additional information to optional exhibit items and visualize them for customers in the web shop.
- ✓ Go to timeslot ticketing - exhibitions - choose the exhibition - articles tab - sub tab optional. Double left click on the optional item - go to tab extra information and fill in the extra information.

Modify exhibition - Subtropical swimming paradise

General	Periods	Prices	Desired skills	Logging	Articles	Linked exhibitions	Translations
Info	POS	Loyalty	Web	Allowed divisions	Self-service kiosk	Companies	Rebooking
Automatic	Optional						

Article code	Article descr.	Max. quantity	Price	VAT incl.	VAT%	Ledger ac...	Ledger accoun...	Art	Code	Description	Ticket
ADM-0011	Parking ticket	2	3,00	<input checked="" type="checkbox"/>	21,00	100032	100032	Mu	<input checked="" type="checkbox"/>	S50-0001	18+
S03-0001	Popcorn	0	2,50	<input checked="" type="checkbox"/>	6,00	703021	Muziek	EV	<input type="checkbox"/>	S50-0005	4-16

Modify optional exhibition article

Algemeen Extra Information

Language Content

nl Alld handig een parkeer ticket te kopen samen met je tickets.

fr Il est toujours utile d'acheter un ticket de parking en même temps que les billets.

en Always handy to buy a parking ticket along with your tickets.

Save Delete Close

- ✓ In the Webshop, the i is displayed next to the item, when the customer clicks on it, they get a pop-up with the additional information.

Extra options

Parking ticket ⓘ	€ 3.00	0	min. 1 max. 2
Popcorn	€ 2.50	0	

5.4. Mandatory Subscription

- ✓ Mandatory subscription can now also be configured at the ticket type (item) level rather than at the exhibition level, eliminating the need to create the same exhibit twice.
- ✓ In addition, a check on the remaining number of turns is performed to prevent the customer from ordering more tickets than the number of remaining turns available on the subscription being used. (subscription must work with turns)
- ✓ The feature works as before on the checkout, back office and web shop.
- ✓ Go to time slot ticketing - exhibition - choose the exhibition - prices tab - link a new or existing item to the exhibit.

Go to subscription tab and link the subscriptions that may be used:

Code	Article group	Description	Ticket description
Article group: S50 (1)			
<input checked="" type="checkbox"/>	S50-0011	S50	Padelsterrein jeugd
Article group: ZWE (6)			
<input checked="" type="checkbox"/>	ZWE-0036	ZWE	Abo zwemmen
<input checked="" type="checkbox"/>	ZWE-0057	ZWE	Abonnement 18+
<input checked="" type="checkbox"/>	ZWE-0051	ZWE	Abonnement met tijdslo
<input checked="" type="checkbox"/>	ZWE-0035	ZWE	Squash 10x
<input checked="" type="checkbox"/>	ZWE-0044	ZWE	Subscription with minutes
<input checked="" type="checkbox"/>	ZWE-0050	ZWE	Toegang met abbonem

Go to selected subscriptions, complete necessary control elements such as maximum tickets to, time validation control, maximum periods to be reserved and session deduct on visit.

Exhibition rate

General Presale discounts Extra information **Membership**

☐ All memberships ☒ Selected memberships

Code	Description	Max. tickets	Time of validation check	Max. periods to book	Deduct session on visit
ZWE-0001-1	10 x membership	5	On booking date	3	<input type="checkbox"/>
ZWE-0036	Abto zwemmen	0	On booking date	0	<input type="checkbox"/>
ZWE-0057	Abonnement 18+	5	On visit date	2	<input checked="" type="checkbox"/>
ZWE-0051	Abonnement met tijdstip ticketing	0	On booking date	0	<input checked="" type="checkbox"/>
SSO-0011	Padeltoeren jeugd	1	On visit date	3	<input checked="" type="checkbox"/>
ZWE-0004	Recrea 10x adult	4	On booking date	0	<input type="checkbox"/>
ZWE-0035	Squash 10x	5	On visit date	2	<input checked="" type="checkbox"/>
ZWE-0044	Subscription with minutes	0	On booking date	1	<input checked="" type="checkbox"/>
ZWE-0030	Toegang met abonnement	0	On visit date	1	<input type="checkbox"/>

Save Delete Close

Good to know, it is possible for the e-ticket to be linked to the existing card.

- ✓ Additional detailed information can be found on the online help:

<https://help.recreatex.be/new/en/recreatex-8-2-2.html#UUID-81640161-1b19-38f7-c901-209a131a1324>

5.5. Combo exhibitions

- ✓ It is now possible to combine exhibitions with the goal of offering visitors combo tickets for multiple exhibition visits at favorable prices.
- ✓ Go to Time slot ticketing - combo exhibits - create a new combo exhibition.
- ✓ General tab:

Modify combi exhibition - Combi day @Ieper

General Exhibitions Combi tickets Translations Logging Web

Code COMBI DAY @IEPER

Description Combi day @Ieper

☐ Registrations allowed over multiple days

☒ Fixed chronological order

Price group COMBI EXPO COMBI EXPO

☐ Blocked

- Registrations allowed over multiple days can be checked if this combo exhibit runs over multiple days.
- Fixed chronological order can be checked if the exhibits are offered in certain order.
- If you select a price group, ticket prices are calculated using the prices associated with this price group.

- ✓ Tab Exhibitions:

Modify combi exhibition - Combi day @Ieper

General **Exhibitions** Combi tickets Translations Logging Web

Exhibition code	Exhibition description	Min. time before	Sequence
01ZWEM	Subtropical swimming paradise	0:00	1
01MZG	Meals service Gantner	0:00	2
23TENTOONSTEL	Exhibition P. Alechinsky	0:00	3

- Make the link to the exhibition, possibly determine minimum time in advance that is needed as well as the sequence.

Modify exhibition of an combi exhibition

Combi exhibition: Combi day @Ieper

Details

Exhibition: 01ZWEM Subtropical swimming paradise

Min. time before: 00 : 00

Sequence: 1

Save Delete Close

- ✓ Tab Combitickets defines all types of combi tickets available for the combi exhibition.

Modify combi exhibition - Combi day @Ieper

General	Exhibitions	Combi tickets	Translations	Logging	Web
Code	Description	Combine tickets	Ticket layout	Show on website	Blocked
18+	18+	<input checked="" type="checkbox"/>	1	<input checked="" type="checkbox"/>	<input type="checkbox"/>
-18	-18	<input checked="" type="checkbox"/>	1	<input checked="" type="checkbox"/>	<input type="checkbox"/>
65+	65+	<input checked="" type="checkbox"/>	1	<input checked="" type="checkbox"/>	<input type="checkbox"/>

- General tab of combo ticket:

Modify combi exhibition ticket - 18+

General Tickets Extra articles Translations Logging

Combi exhibition: Combi day @Ieper

Code: 18+

Description: 18+

☒ Combine tickets

Ticket layout: 1

☒ Show on website

☐ Blocked

Save Delete Close

Enter code and description of ticket.

Combining tickets allows you to get one barcode for all exhibits together. Here it is then possible to choose one ticket layout, this is a crystal report.

- Tab Tickets allows you to select the rate per exhibition.

Modify combi exhibition ticket - 18+

General Tickets Extra articles Translations Logging

Exhibition code	Exhibition description	Sequence	Tickets	Current price
01MZG	Meals service Gantner	2	Daily special	5,00
01ZWEM	Subtropical swimming paradise	1	18 + combi exhibition	6,00
23TENTOONSTEL	Exhibition P. Alechinsky	3	18+	5,00

Save Delete Close

In column tickets, you can use a drop-down list to retrieve available tickets from the exhibition.

Modify combi exhibition ticket - 18+

General Tickets Extra articles Translations Logging

Exhibition code	Exhibition description	Sequ...	Tickets	Current price
01ZWEM	Subtropical swimming paradise	1	18 + combi exhibition	6,00
01MZG	Meals service Gantner	2	Daily special	5,00
23TENTOONSTEL	Exhibition P. Alechinsky	3	18+	5,00

Code	Description	Only allowed in combi exhibition
S50-0009	18+	False
ZWI-0017	Vakantieparticip...	False
S50-0016	-18	False
S50-0097	65+ combi exhi	True
ZWIN-009	65+	False
S50-0100	Entrance memb...	False

Save Delete Close

15

- Additional Items tab allows you to link additional items to be sold along with the ticket.

Modify combi exhibition ticket - -18

General Tickets Extra articles Translations Logging

Code	Description
S03-0001	Popcorn

- Tab Translations you can enter translations.

Modify combi exhibition ticket - 18+

General	Tickets	Extra articles	Translations	Logging
	Description	Detailed description	Language	
▶	Adult	Adult ticket	EN	

✓ POS

- ATTENTION combo tickets are only supported on the modern checkout layout.
- Via checkout - settings - checkout menus - choose desired checkout menu and go to settings.
- On the new tab combi exhibits you can find the combi exhibit, drag it to the desired button on the checkout menu.

Counter menu designer

Filter:

- Article structure
- Tests
- Menu structure
- Activities
- Cultural events
- Culture series
- Ticketing membership
- Exhibitions
- Booking overview
- Fitness activities
- Rental
- Extra functions
- Instructions
- Instruction sets
- Combi exhibitions

CURLING (Curling - buffet)
COMBI DAY @LEPER (Combi day @leper)
VISIT BOL (Visit BOL)

Exhibition P. Alechinsky	subtropical swimming paradise	Find exhibition visit	Exhibitions calendar
+18 18+ (Exhibition P. Alechinsky)	Hertog Jan / fles	18+ (Subtropical swimming paradise)	Abonnement 18+
-18 -18 (Exhibition P. Alechinsky)	Rodenbach	4-16 (Subtropical swimming paradise)	Abonnement -18
Spa bruin / fles / 25cl	Coca Cola Light / fles / 25cl	Ice tea	Vanilla milkshake
Spa plat / fles / 25cl	Fanta Orange	Coca Cola Zero / fles / 25cl	Strawberry milkshake
RELEASE (Release)			

Combi day @leper

16

- Within the checkout, it is possible to click the button of the combo exhibition. Choose the number of tickets per item.

POS Sales

TRAINER Van Massenhove Julie
RELEASE

End registrati on and block POS

Combi exhibition visitors price group

Please, select the desired price group(s)/article(s)

Combi exhibition: Combi day @leper

Customers: POS Sales

POS: enter amount

Number of visitors: 1

Selection price group: -18 18+

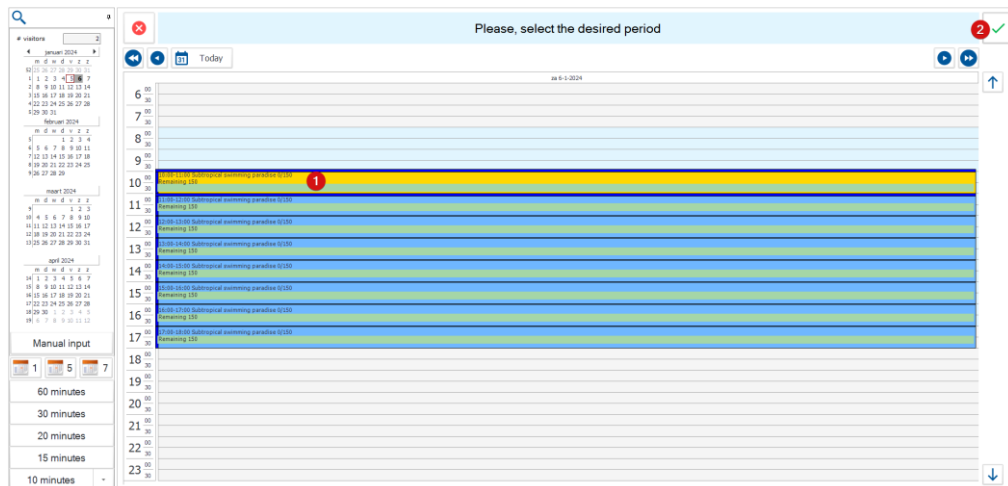
7 8 9
4 5 6
1 2 3
0 C +/-

Total: x0,00 0,00 €

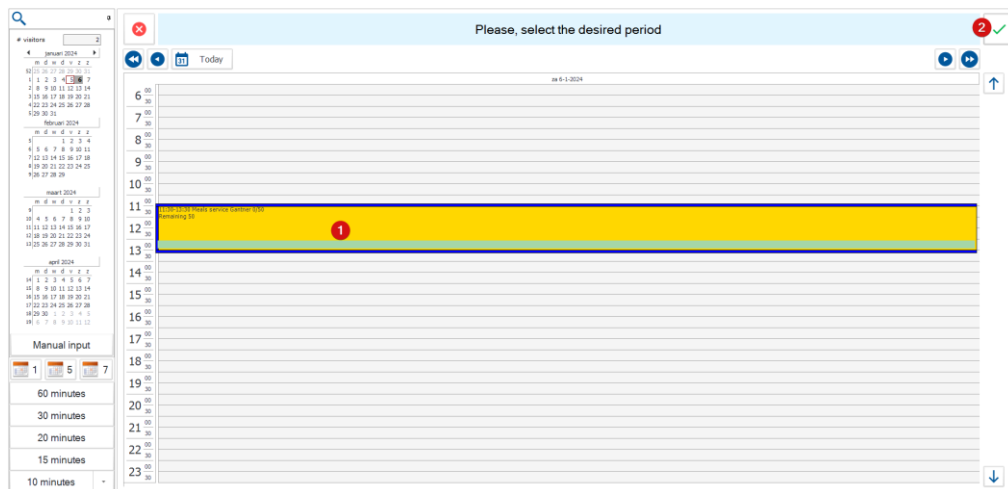
Spa plat / fles / 25cl
Fanta Orange
Coca Cola Zero / fles / 25cl
Strawberry milkshake

Combi day @leper

- After clicking on the green check mark you will automatically enter into selecting the time slot, choose time slot first exhibit.



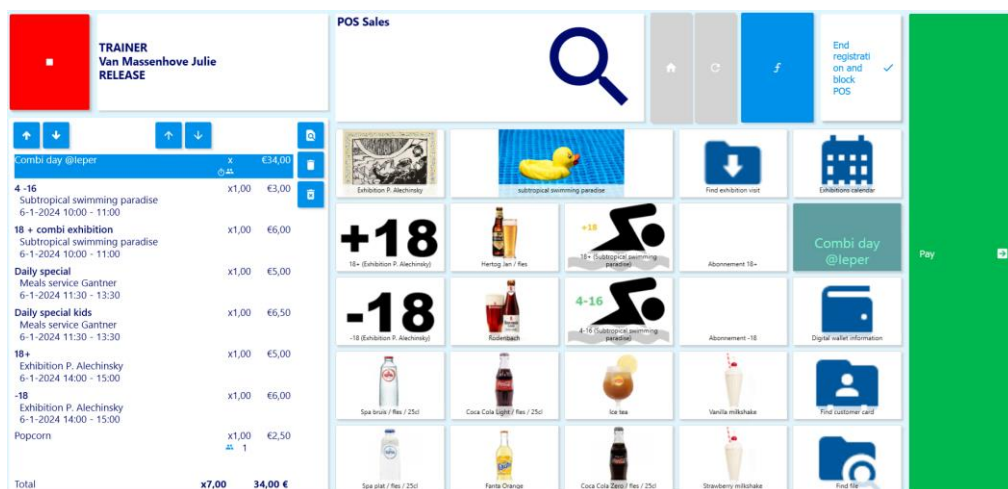
- After clicking the green check mark, you will automatically enter the next time slot, choose time slot of second exhibit.



17

Time slot previously selected is shown in the overview.

- After going through the flow, the order is placed in the shopping cart so that it can be paid for.



- ✓ In the back office on the visit, a new field has been added at tab General, this shows that the visit belongs to a combi exhibit.

Modify exhibition visit - POS Sales

General Visits Sales Price overview Records Follow-up actions Logging Linked memberships Facility bookings

Details

Number 378 Creation date vrijdag 5 januari 2024 Price date vrijdag 5 januari 2024

Customer POS Sales

Contact person

Exhibition 01MZG Meals service Gantner

Target group

Language

Link to a room booking

Room bookings

Customer

Infrastructure

Place

Activity

From zaterdag 6 januari 2024 10:00 till zaterdag 6 januari 2024 15:00

Total visitors 6

Remarks

Internal remarks

prints 0

Combi exhibition COMBI DA Combi day @Teper

Status

☒ Recorded ☒ Closed ☐ Option

☐ Cancelled ☐ Guides needed ☐ Per Website

Record Close Credit Print Paym. certif. Move visit Reprint tickets Save Delete Close

In tab visits, there is an additional column indicating the combo ticket.

Modify exhibition visit - POS Sales

General Visits Sales Price overview Records Follow-up actions Logging Linked memberships Facility bookings

All periods Selected periods Available periods

Date	Start time	End date	End time	Max. visitors	Exhibition	Description	Visitors	Remaining	Remaining in counters	Unique	Blocked
6-1-2024	11:30	6-1-2024	13:30	50	01MZG	Meals service ...	2	48		<input type="checkbox"/>	<input type="checkbox"/>
6-1-2024	10:00	6-1-2024	11:00	150	01ZWEM	Subtropical sw...	2	148		<input type="checkbox"/>	<input type="checkbox"/>
6-1-2024	14:00	6-1-2024	15:00	50	23TENTO...	Exhibition P. A...	2	48		<input type="checkbox"/>	<input type="checkbox"/>

Code	Description	Price	Quantity	Presale discount	Category	Category descr.	Exh. combination ticket
M01-0001	Daily special	6,00	1	0,00	M01	Maaltijden	18+
M01-0002	Daily special without salt	6,00	0	0,00	M01	Maaltijden	
M01-0003	Warme maaltijd vegetari...	6,50	0	0,00	M01	Maaltijden	
M01-0004	Daily special kids	6,50	1	0,00	M01	Maaltijden	-18
M01-0005	Soep van de dag	3,00	0	0,00	M01	Maaltijden	

Tab Price Summary lists the price group associated with the combo exhibition.

Modify exhibition visit - POS Sales

General Visits Sales Price overview Records Follow-up actions Logging Linked memberships Facility bookings

Price calculation

Type	Description	Start date	End date	Price group	Quantity	# Booked	Visitors	# Recorded
Visitor	Meals service Gantner (Daily special)	6-1-2024 11:30:00	6-1-2024 13:30:00	COMBI EXPO	1	1	1	1
Visitor	Meals service Gantner (Daily special kids)	6-1-2024 11:30:00	6-1-2024 13:30:00	COMBI EXPO	1	1	1	1
Visitor	Subtropical swimming paradise (4 - 16)	6-1-2024 10:00:00	6-1-2024 11:00:00	COMBI EXPO	1	1	1	1
Visitor	Subtropical swimming paradise (18 + combi exhibition)	6-1-2024 10:00:00	6-1-2024 11:00:00	COMBI EXPO	1	1	1	1
Visitor	Exhibition P. Alechinsky (18+)	6-1-2024 14:00:00	6-1-2024 15:00:00	COMBI EXPO	1	1	1	1
Visitor	Exhibition P. Alechinsky (-18)	6-1-2024 14:00:00	6-1-2024 15:00:00	COMBI EXPO	1	1	1	1
Article	Popcorn			COMBI EXPO	1	1	0	1

Advance 0,00 Record advance

Discount % 0,00

OGM

Total price 28,08

Discount - 0,00

Subtotal excl. VAT = 28,08

VAT amount + 3,42

Subtotal VAT incl. = 31,50

Total sales + 2,50

Booking costs + 0,00

Cancellation cost + 0,00

Cancellation refund - 0,00

Loyalty discount - 0,00

Discount code - 0,00

Rebooking costs + 0,00

Price differences 0,00

GENERAL TOTAL = 34,00

Already recorded 34,00

Balance 0,00

Record Close Credit Print Paym. certif. Move visit Reprint tickets Save Delete Close

- ✓ Through the checkout as well as the back office, it is possible to move the visit.
- CAUTION the employee must have the appropriate rights to do this. On employee - Expositions tab it is necessary Employee may adjust the exhibition period through the exhibition calendar. (Don't forget to unsubscribe from ReCreateX so the setting will be included)

Employees - Hjalmar

Personal data Company data Cashier data Various Leave Skills

Control groups Ledger per payment method per cashier Web Purchase Exhibitions Loggings

Settings

☒ Employee may modify the exhibition period in the exhibition calendar

- Moving visits is done in the same way as moving a loose visit. Choose the move function.

Modify exhibition visit - POS Sales

General Visits Sales Price overview Records Follow-up actions Logging Linked memberships Facility bookings

Details

Number: 378 Creation date: vrijdag 5 januari 2024 Price date: vrijdag 5 januari 2024

Customer: POS Sales

Contact person:

Exhibition: 01MZG Meals service Gantner

Target group:

Language:

☐ Link to a room booking

Room bookings

Customer:

Infrastructure:

Place:

Activity:

From: zaterdag 6 januari 2024 10:00 till: zaterdag 6 januari 2024 15:00

Total visitors: 6

Remarks:

Internal remarks:

prints: 0

Combi exhibition: COMBI DA Combi day @Ieper

Status

☒ Recorded ☒ Closed ☐ Option

☐ Cancelled ☐ Guide needed ☐ Per Website

Record Close Credit Print Paym. certif. Move visit Reprint tickets Save Delete Close

Select the tickets you wish to move.

Move combi exhibition visit

Exhibition selection

<input checked="" type="checkbox"/>	Code	Description	Quantity	Booked	Unit price incl.	Exhibition	Exhibition descr.	From	Till	Exhibition period descr.
Exhibition period descr.: Exhibition P. Alechinsky [06/01/2024 14:00 - 15:00] (2)										
<input checked="" type="checkbox"/>	S50-0009	18+	1	1	5,00	23TENTTOONSTEL	Exhibition P. Alechinsky	6-1-2024 14:00:00	6-1-2024 15:00:00	Exhibition P. Alechinsky [06/01/2024 14:00 - 15:00]
<input checked="" type="checkbox"/>	S50-0016	-18	1	1	6,00	23TENTTOONSTEL	Exhibition P. Alechinsky	6-1-2024 14:00:00	6-1-2024 15:00:00	Exhibition P. Alechinsky [06/01/2024 14:00 - 15:00]
Exhibition period descr.: Meals service Gantner [06/01/2024 11:30 - 13:30] (2)										
<input checked="" type="checkbox"/>	M01-0001	Daily special	1	1	5,00	01MZG	Meals service Gantner	6-1-2024 11:30:00	6-1-2024 13:30:00	Meals service Gantner [06/01/2024 11:30 - 13:30]
<input checked="" type="checkbox"/>	M01-0004	Daily special kids	1	1	6,50	01MZG	Meals service Gantner	6-1-2024 11:30:00	6-1-2024 13:30:00	Meals service Gantner [06/01/2024 11:30 - 13:30]
Exhibition period descr.: Subtropical swimming paradise [06/01/2024 10:00 - 11:00] (2)										
<input checked="" type="checkbox"/>	S50-0005	4-16	1	1	3,00	01ZWEM	Subtropical swimming paradise	6-1-2024 10:00:00	6-1-2024 11:00:00	Subtropical swimming paradise [06/01/2024 10:00 - 11:00]
<input checked="" type="checkbox"/>	S50-0099	18+ combi exhibition	1	1	6,00	01ZWEM	Subtropical swimming paradise	6-1-2024 10:00:00	6-1-2024 11:00:00	Subtropical swimming paradise [06/01/2024 10:00 - 11:00]

Previous Next Save Close

For exhibit 1, choose different time slot and click next:

Summary appears and click Save:

Move combi exhibition visit

Summary

Description	Quantity	Exhibition desc.	Source start	Source end	Destination start	Destination end
4 - 16	1	Subtropical swimming paradise	6-1-2024 10:00:00	6-1-2024 11:00:00	19-1-2024 10:00:00	19-1-2024 11:00:00
18 + combi exhibition	1	Subtropical swimming paradise	6-1-2024 10:00:00	6-1-2024 11:00:00	19-1-2024 10:00:00	19-1-2024 11:00:00
Daily special	1	Meals service Gantner	6-1-2024 11:30:00	6-1-2024 13:30:00	19-1-2024 11:30:00	19-1-2024 13:30:00
Daily special kids	1	Meals service Gantner	6-1-2024 11:30:00	6-1-2024 13:30:00	19-1-2024 11:30:00	19-1-2024 13:30:00
18+	1	Exhibition P. Alechinsky	6-1-2024 14:00:00	6-1-2024 15:00:00	19-1-2024 17:00:00	19-1-2024 18:00:00
-18	1	Exhibition P. Alechinsky	6-1-2024 14:00:00	6-1-2024 15:00:00	19-1-2024 17:00:00	19-1-2024 18:00:00

Previous Next **1** Save Close

- ✓ To make the combi exhibitions available for webshop customers enable the following settings in the webshop Manager, tab Exhibitions - Settings:

General settings

Module active ☒

Enable exhibitions ☒

Enable combi exhibitions ☒

Default overview ☒ Normal exhibitions ☐ Combi exhibitions

Anonymous access ☒

Navigate to shopping cart after adding ☒

Disable remarks ☒

Disable options ☐

Allow to rebook ☒

Allow personal message ☐

Show automatic sold articles ☒

Default exhibition {01ZWEM} Swimming subtropical sw

22

On the webshop you see the button combi exhibitions:

Home Exhibitions Bookings Membership Activities Rental More modules

EXHIBITIONS COMBI EXHIBITIONS Search Search term

Sort: Exhibition (A-Z)

DESCRIPTION

Combi day @leper
Combine our different events in one day.

Make it a fun day in Brussels!
Visit the exhibition of the world-famous painter Pierre Alechinsky, eat a typical Belgian dish at noon and then enjoy our subtropical swimming paradise.

1 Page size: 12 2 items in 1 pages

Extra online information: <https://help.vintia.com/recreatex/en/combi-exhibitions.html>
<https://help.vintia.com/recreatex/en/recreatex-8-2-1.html#UUID-1b2fd5e1-ba34-6db8-d9bc-0c06f66ca724>